



AirFit™ N30i
Nasal cradle mask



This is for the active sleepers,
who go to bed when it suits them.
For the night-time nomads
who twist and turn
then spring up to take on the day.



Freedom to move

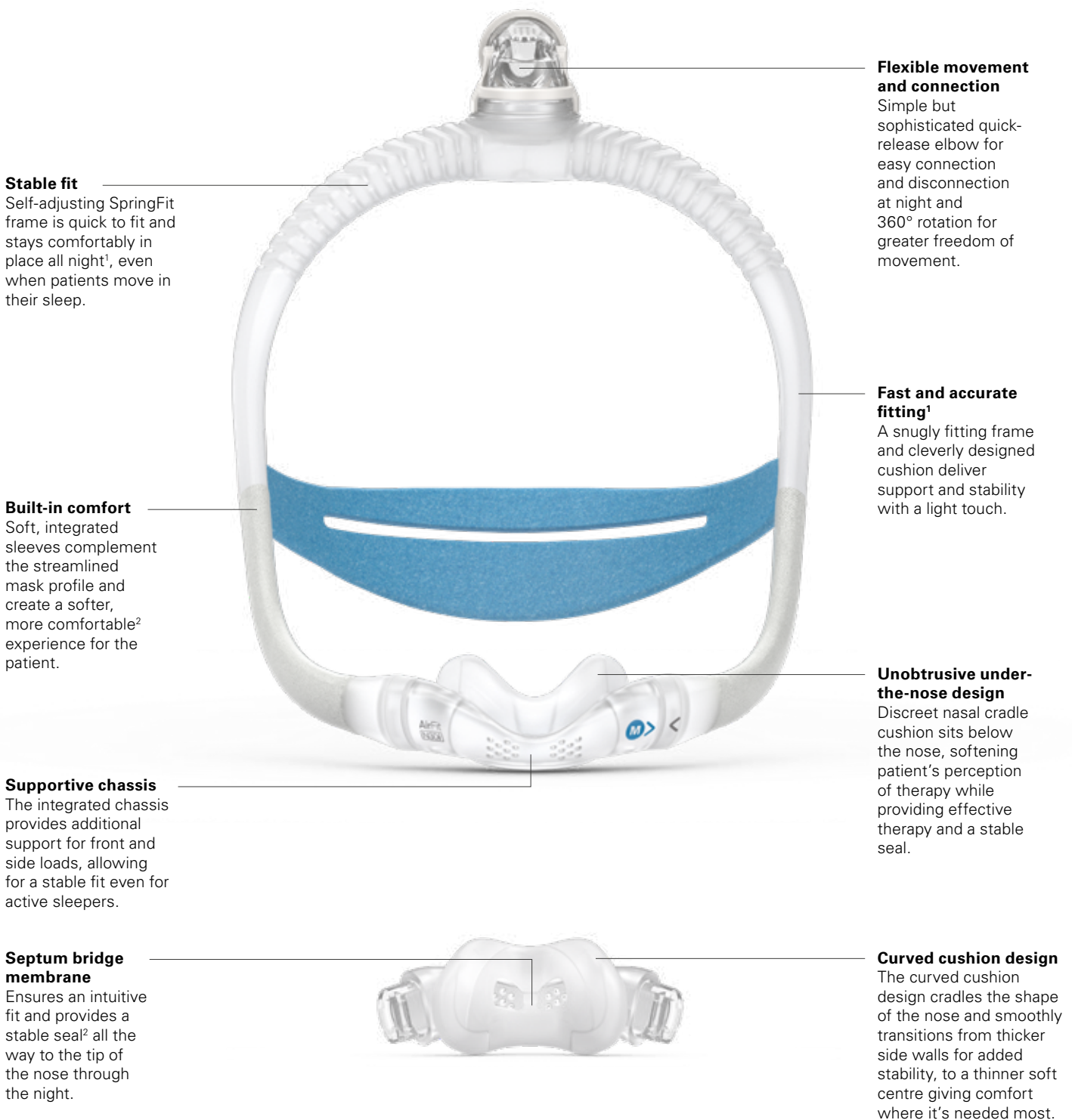
The ResMed AirFit N30i gives your patients the freedom to sleep in any position and get close to their bed partner. The discreet, minimalist design features a convenient top-of-the-head tube design, a comfortable nasal cradle cushion and a self-adjusting SpringFit frame for a stable fit that lasts all night.¹



Respond to wants as well as needs

The tube-up design of the N30i is adapted for active sleepers.

The N30i is designed to let your patients sleep in any position without compromising seal or comfort. The snugly fitting frame, carefully engineered septum bridge and tube-up design keep pace with every twist and turn. If they get up during the night, the quick-release elbow keeps life simple.



Streamline your business

The AirFit N30i has a **streamlined setup design to minimise fitting time and stock management.** Two frame sizes and two cushion sizes deliver a good fit for the vast majority of patients.² Two extra cushion sizes ensure there's an option for everyone. Simplify your logistics and help your patients to feel cared for and comfortable.

Only two starter packs for a simplified stock management

AirFit N30i Small starter pack (63816)

Provided in this pack:

- AirFit N30i small frame
- Headgear
- Cushions: S, M



AirFit N30i Standard starter pack (63815)

Provided in this pack:

- AirFit N30i standard frame
- Headgear
- Cushions: S, M



Leverage the success of the Air20™ series

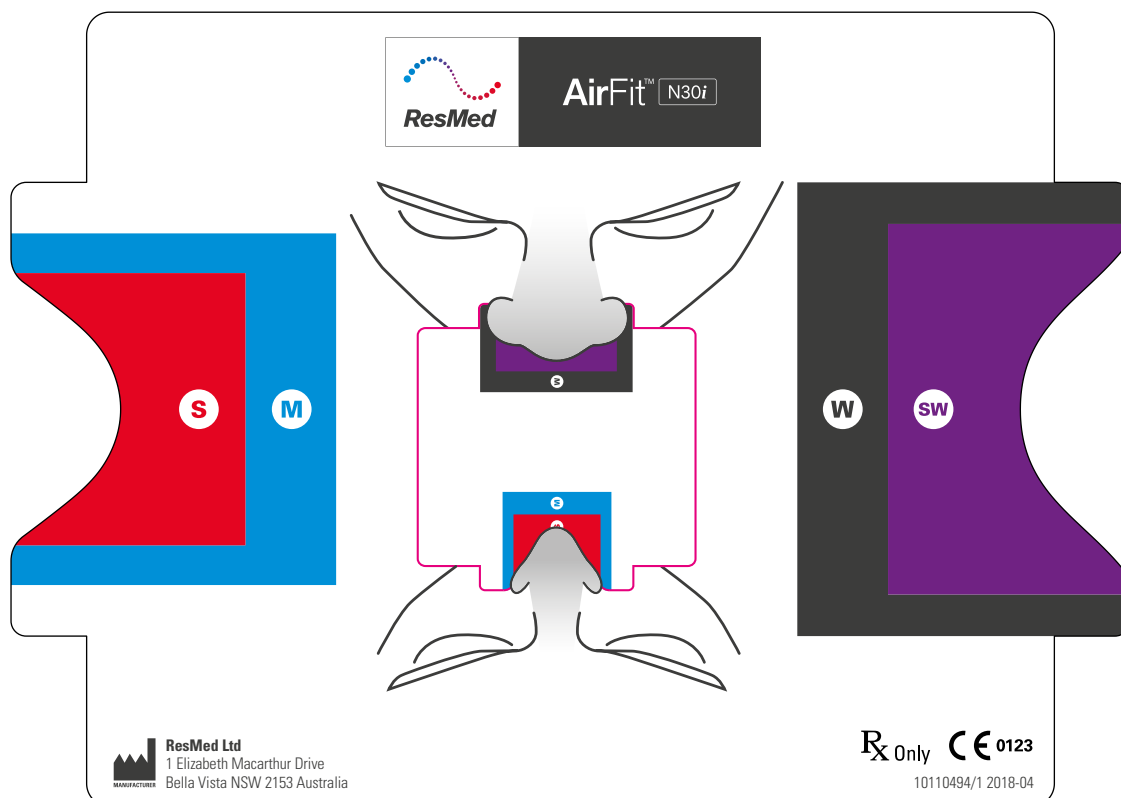
ResMed's Air20 series set the ResMed standard for performance.

The AirFit 30 series sets the standard for freedom, giving your patients an effective, lifestyle-focused mask option. The technical advances of the Air20 series have been evolved and integrated into the N30i, including the quick-release elbow, soft sleeves and sculpted silicone cushions.

Sizing tips

AirFit N30i has four interchangeable cushion sizes - small, medium, small wide and wide. The modular design of the AirFit N30i means each size cushion easily clicks into the same SpringFit frame, so you can swap between them with ease for more flexibility.

We recommend that you refer to the mask fitting template to gauge which size is the most suitable for each of your patients.



Fitting guide for AirFit N30i




- Pull the frame and headgear over your head until the elbow is positioned on top and the headgear is behind your head.



- Place the cushion under your nose.



- Tighten or loosen the headgear until the cushion fits comfortably under your nose.



- Squeeze the side buttons on the elbow and detach from the frame.



- Connect the air tubing from your device to the elbow.




- Reattach the elbow to the frame.
- The mask is now ready to use.

Refer to the user guide for further instructions.



Additional options

- For patients with longer hair, we recommend feeding their hair through the back of the headgear. If tied in a pony tail, it should sit high enough to fit comfortably through the back of the headgear.
- Refer to the user guide for further instructions and complete labeling information including indications, contraindications, warnings and precautions.



This is for them.

1 ResMed external 7 days clinical study of existing 24 ResMed and non-ResMed patients, conducted between 21/02/2018 - 12/03/2018. Data on file; ID A4320645.
2 ResMed external fitting study of existing 37 ResMed and non-ResMed patients, conducted between 09/04/2018 - 20/04/2018. Data on file; ID A4327753.

AirFit and Air20 are trademarks of ResMed Ltd.
Specifications may change without notice.
© 2018 ResMed Ltd. 10110864/1 2018-07

[ResMed.com](https://www.resmed.com)